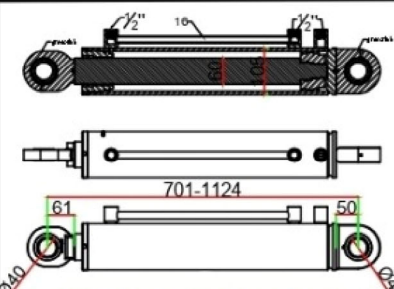


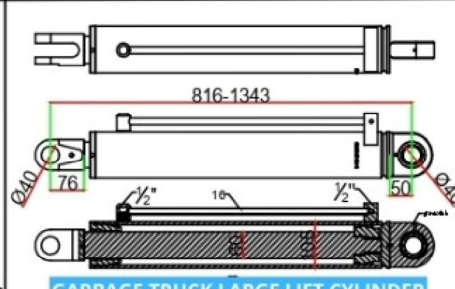
GARBAGE TRUCK CONTAINER CYLINDER

CLOSED CENTER: 675 mm
OPEN CENTER: 1047 mm
STROKE: 372 mm
PUSH FORCE: 5.5 Tons
PULL FORCE: 3.7 Tons
OPERATING PRESSURE: 200 BAR
WEIGHT: 18 KG *H8-CK45



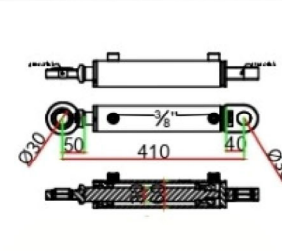
GARBAGE TRUCK 2M3 BUCKET CYLINDER

CLOSED CENTER: 701 mm
OPEN CENTER: 1124 mm
STROKE: 423 mm
PUSH FORCE: 10.2 Ton
PULL FORCE: 5.7 Ton
OPERATING PRESSURE: 200 BAR
WEIGHT: 31 KG *H8-CK45



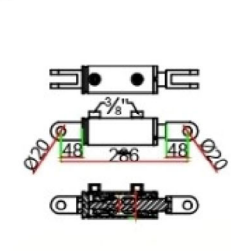
GARBAGE TRUCK LARGE LIFT CYLINDER

CLOSED CENTER: 816 mm
OPEN CENTER: 1343 mm
STROKE: 527 mm
PUSH FORCE: 4.3 Ton
PULL FORCE: 2.4 Ton
OPERATING PRESSURE: 200 BAR
WEIGHT: 37 KG *H8-CK45



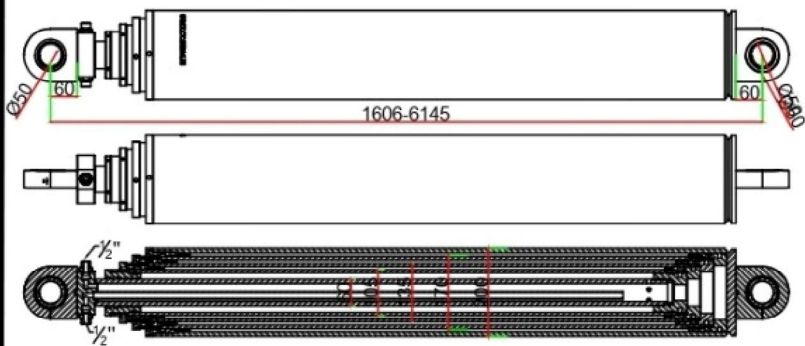
GARBAGE TRUCK SLIDE CYLINDER

CLOSED CENTER: 816 mm
OPEN CENTER: 1343 mm
STROKE: 527 mm
PUSH FORCE: 4.3 Ton
PULL FORCE: 2.4 Ton
OPERATING PRESSURE: 200 BAR
WEIGHT: 6 KG *H8-CK45



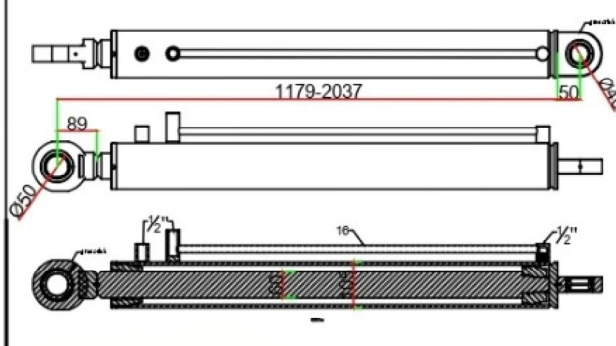
GARBAGE TRUCK LOCK CYLINDER

CLOSED CENTER: 816 mm
OPEN CENTER: 1343 mm
STROKE: 527 mm
PUSH FORCE: 4.3 Ton
PULL FORCE: 2.4 Ton
OPERATING PRESSURE: 200 BAR
WEIGHT: 4 KG *H8-CK45



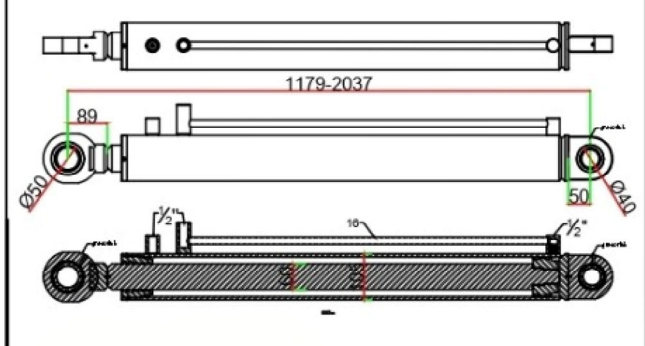
GARBAGE TRUCK 4-STAGE TELESCOPIC CYLINDER

CLOSED CENTER: 1606 mm
OPEN CENTER: 6145 mm
STROKE: 4539 mm
PUSH FORCE: 36.3 Ton
PULL FORCE: 4.8 Ton
OPERATING PRESSURE: 200 BAR
WEIGHT: 205 KG *H8-F7



GARBAGE TRUCK LARGE SLIDE CYLINDER

CLOSED CENTER: 1179 mm
OPEN CENTER: 2037 mm
STROKE: 858 mm
PUSH FORCE: 13 Ton
PULL FORCE: 7.2 Ton
OPERATING PRESSURE: 200 BAR
WEIGHT: 51 KG *H8-CK45



GARBAGE TRUCK SKIP LOADER CYLINDER

CLOSED CENTER: 1179 mm
OPEN CENTER: 2037 mm
STROKE: 858 mm
PUSH FORCE: (Ton)
PULL FORCE: (Ton)
OPERATING PRESSURE: 200 BAR
WEIGHT: 51 KG *H8-CK45