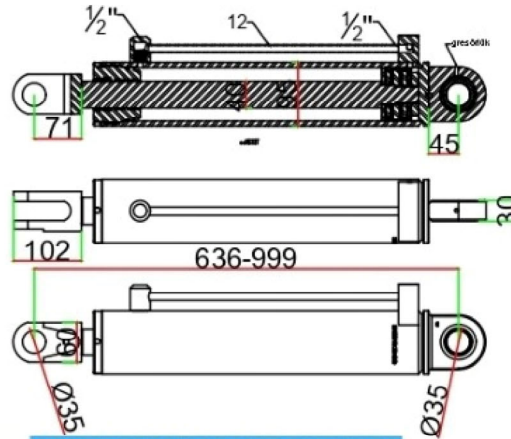


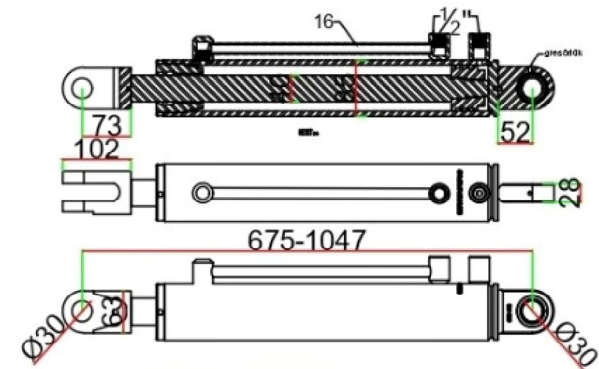
### GARBAGE TRUCK BUCKET CYLINDER

Closed center: 579 mm  
Open center: 866 mm  
Stroke: 287 mm  
Push force: 6.2 tons  
Pull force: 4 tons  
Operating pressure: 200 BAR  
Weight: 17 kg \*H8-CK45



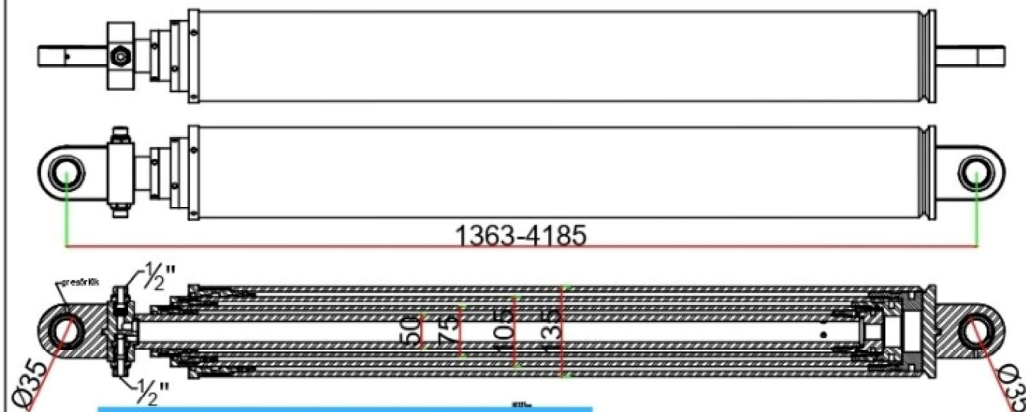
### GARBAGE TRUCK LIFT CYLINDER

Closed center: 636 mm  
Open center: 999 mm  
Stroke: 363 mm  
Push force: 2.6 tons  
Pull force: 2 tons  
Operating pressure: 200 BAR  
Weight: 21 kg \*H8-CK45



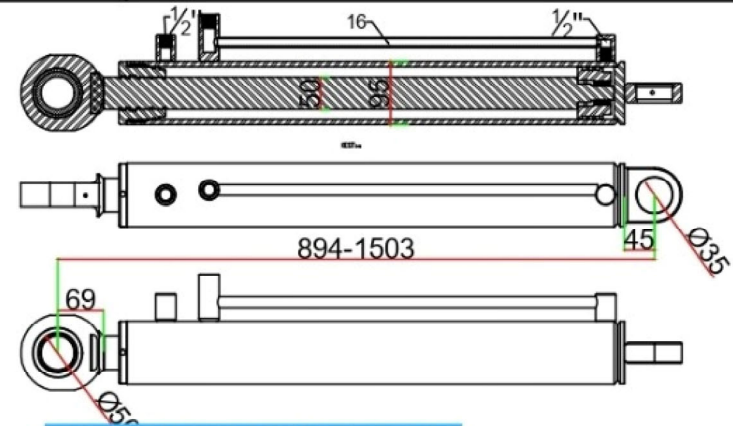
### GARBAGE TRUCK CONTAINER CYLINDER

Closed center: 675 mm  
Open center: 1047 mm  
Stroke: 372 mm  
Push force: 5.5 tons  
Pull force: 3.7 tons  
Operating pressure: 200 BAR  
Weight: 18 kg \*H8-CK45



### GARBAGE TRUCK TELESCOPIC CYLINDER

Closed center: 1372 mm  
Open center: 4222 mm  
Stroke: 2850 mm  
Push force: 16.2 tons  
Pull force: 5.4 tons  
Operating pressure: 200 BAR  
Weight: 83 kg \*H8-f7



### GARBAGE TRUCK SLIDE CYLINDER

Closed center: 894 mm  
Open center: 1511 mm  
Stroke: 617 mm  
Push force: 10.2 tons  
Pull force: 6.2 tons  
Operating pressure: 200 BAR  
Weight: 32 kg \*H8-CK45