





ML 32  
60004-4



ML 52/B-1  
70001-4



ML 52/B-23  
70004-4



ML 52/B-8  
70005-4



ML 52/B-6  
70007-4



ML 52/B-8  
70007-4/24



RD52  
96001

## ML SERIES SPEED INCREASER

TYPE	GROUP	RATIO (n2/n1) (i)	n1 (rev/min)	n2 (rev/min)	T1 (daNm)	T2 (daNm)
ML 32-3-1/3	GR2	1/3	540	1680	18	5,8
ML 52/B-23-1/3	GR3	1/3	540	1620	48,3	16,1
ML 52/B-6-1/3	GR3	1/3	540	1620	48,3	16,1
ML 52/B-8-1/3	GR3	1/3	540	1620	48,3	16,1
ML 52/B-3-1/3 FEMALE	GR3	1/3	540	1620	48,3	16,1
ML 52/B-1-1/3 MALE	GR3	1/3	540	1620	48,3	16,1

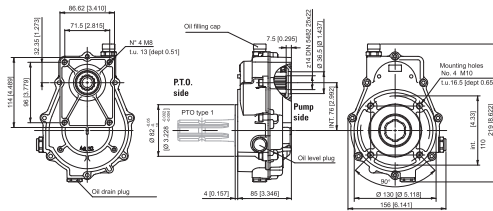
ML32-3-1/3 MILLING

ML52 MILLING

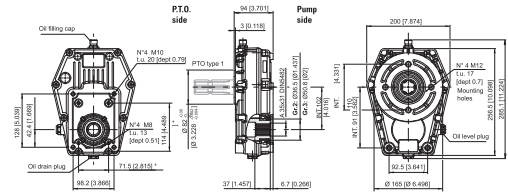
ML52/B-23-1/3 FLANGE

## RD SERIES SPEED REDUCTION (GEAR SHAFT)

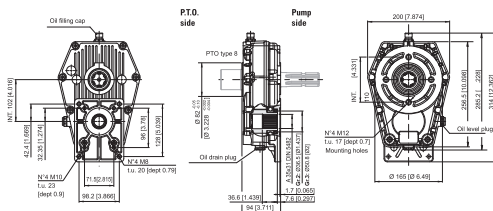
TYPE	GROUP	RATIO (n2/n1) (i)	n1 (rev/min)	n2 (rev/min)	T1 (daNm)	T2 (daNm)
RD 33	GR 2	1/0,33	200	600	20,1	6,7
RD 52-4	GR 3	1/0,33	200	600	56,7	18,9



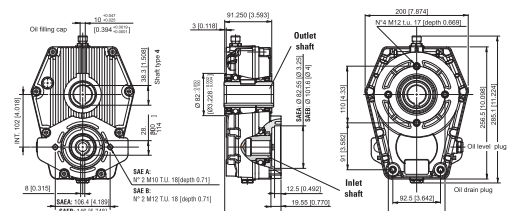
ML 32  
60004-4



ML 52  
70001-4



ML 52/B  
70005-4 / 5 / 24



RD52  
96001

## ML SERIES SPEED INCREASERS

TYPE	RATIO (n2/n1-I)	n1 (rev/min)	n2 (rev/min)	T1 (daNm)	T2 (daNm)
60004-4 GR 2 FEMALE LOCKED	1/3	540	1680	18	5,5
70004-4 GR 3 FEMALE LOCKED			1620	49	16
70007-4/24 MALE SHAFT TRACTOR MILLING					
70005-4 MALE SHAFT/ FEMALE SHAFT TRACTOR					
70007-4 MALE SHAFT TRACTOR (BOTH SIDE)					
70001-4 GR 3 MALE SHAFT					

## SPEED REDUCTION

TYPE	RATIO (n2/n1-I)	n1 (rev/min)	n2 (rev/min)	T1 (daNm)	T2 (daNm)
96001 RD52	3/1	200	600	56,7	18,9