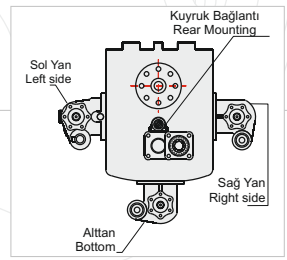
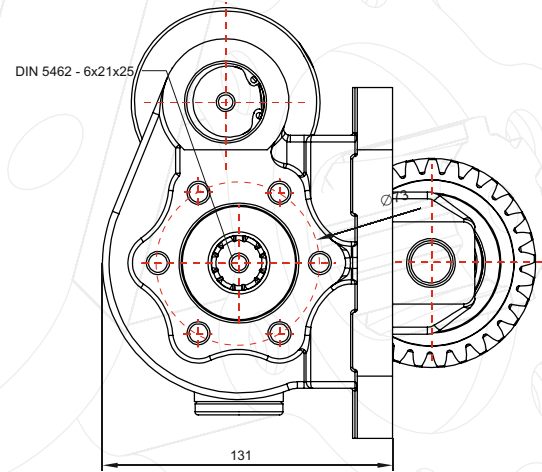
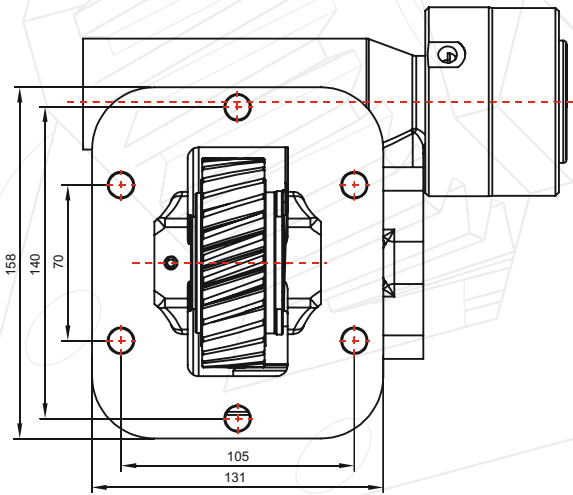
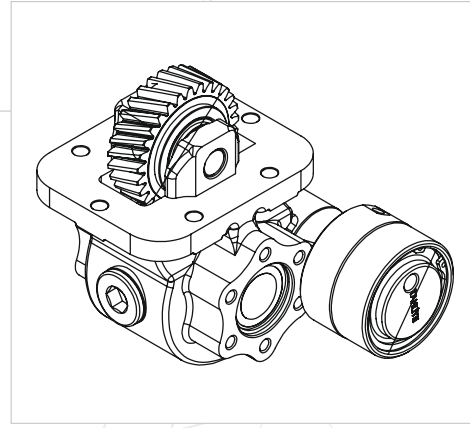




50617512V0



POWER TAKE OFF

P.T.O.

GENEL BİLGİLER/GENERAL DATA

P.T.O. KODU / P.T.O. CODE	50617512V0	
Tork / Torque	23 Kgm	225 Nm
Güç(1000 rpm) / Power	29,4 Hp	22 Kw
Devir / Speed	1000 rpm	1000 rpm
Oran / Ratio	1/1,03	1/1,03
Ağırlık / Weight	13 kg	28,6 lb
Bağlantı / Mounting	Sol	Left
Kumanda / Control	Vakumlu	Vacuum
Dönüş / P.T.O. Rotation	Sağ - UNI	Right - UNI

Ana Şanzıman / Gearbox
MYY5T / MOY-9F / MOY-9H / MOYCR / MY-6S / MOYMB / MOYNA MY-5S / MY-6P / MY-5A / MOYGX / MOY4N / MOYNB / MOYNC / MY-5R / MY-5D / MOYPN MOYMC / MOYMR (5,315-5,979)

Kullanılan Bazı Araçlar / Used Vehicles
4.3 NPR 66-71-75-77 ISUZU / NKR 250 / NPR 250 / NKR 66 E2L / HINO 300 SERİ 4X2 ELF130 / NPR66L / NQR71PL / NPR85 / 4.3 NPR70 / NKR66E / NPR66P / NQR71R / NPR 66 LL / HINO DUTRO NQR71PL / NPR 75 LONG / NLR / NLR LONG / NNR / NNR LONG / NPR 75 / N 10 / NPR 8 / NPR 8 LONG

Seçeğiniz pompanın dönüş yönü, P.T.O. dönüş yönü ile ters olmalıdır.
The rotation of the choosen pump has to be opposite with the rotation of P.T.O.

P.T.O. montaj edildikten sonra ana şanzıman yağını tamamlayın.
Fill the oil of the gear box after mounting the P.T.O.