

www.cnc-world.com

MOBILE AND INDUSTRIAL HYDRAULIC



CNC25 A SERİSİ CNC25 A SERIE

MALZEME ÖZELLİKLERİ

MATERIAL FEATURES

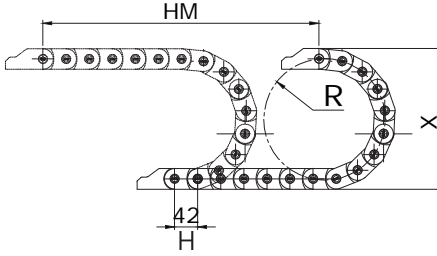

PA6 %30 Cam Elyaf
PA6 With %30 Fiber Glass

HIZ SPEED

7 m/sn
7 m/sec

ÇALIŞMA SICAKLIĞI OPERATING TEMPERATURE

-30°C ~ + 130°C



L Kullanılacak Miktar
Calculation of the Chain Length

HM Hareket Mesafesi
Movement Distance

X Montaj Yüksekliği
Mounting Height

Y Radyüs Mesafesi
Radius Distance

H Hatve
Pitch

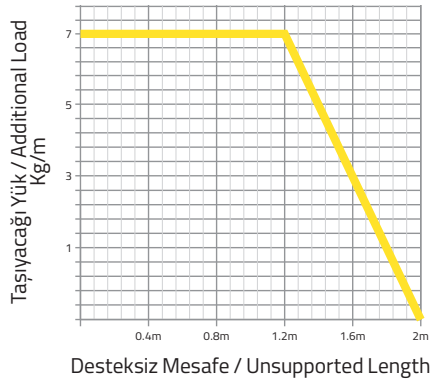
$$L = HM / 2 + Y$$


$$X = R \times 2 + C$$

$$Y = R \times \pi$$

Kıvrılma Yarıçapı / Bending Radius	40	75	100	125
H (mm)	42	42	42	42
X (mm)	122	192	242	292
Y (mm)	126	236	314	393

YÜK DİYAGRAMI LOAD DIAGRAM





CNC25 A SERİSİ

CNC25 A SERIE

İçten ve Dıştan Açılabilir Seri
Openable From Inner and Outside

Örnek Ürün Kodu
Product No. Example

CNC25

İç Yükseklik
Inner Height

A

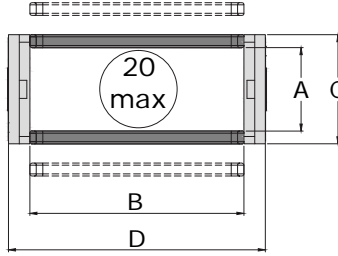
Açık Seri
Open Serie

050

İç Genişlik
Inner Width

R075

Kıvrılma Yarıçapı
Bending Radius



CNC25 A	A	B	C	D	R	W
MODEL	İç Yükseklik (mm) Inner Height (mm)	İç Genişlik (mm) Inner Width (mm)	Dış Yükseklik (mm) Outer Height (mm)	Dış Genişlik (mm) Outer Width (mm)	Kıvrılma Yarıçapı Bending Radius	Ağırlık Kg/Mt Weight Kg/Mt
CNC25 A 040 R ...	25	40	42	62	40, 75, 100, 125	1,044
CNC25 A 050 R ...		50		72		1,092
CNC25 A 060 R ...		60		82		1,140
CNC25 A 080 R ...		80		102		1,236
CNC25 A 100 R ...		100		122		1,332

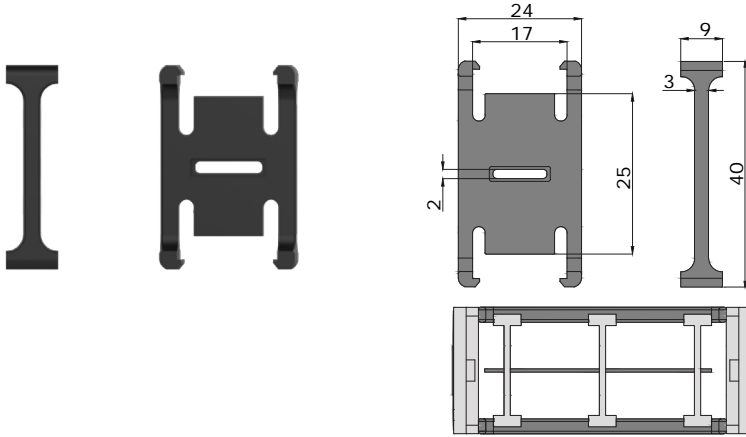




Plastik Dikey Seperatör Ölçüleri

Plastic Vertical Seperator Dimensions

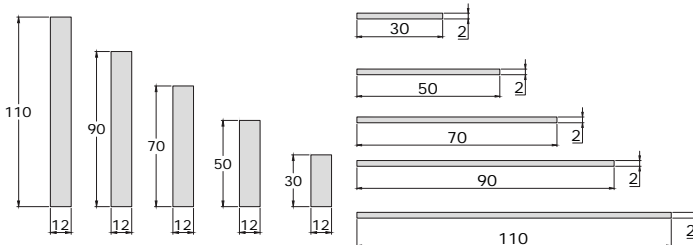
CNC25SP




Plastik Yatay Seperatör Ölçüleri

Plastic Horizontal Seperator Dimensions

CNC25 YSP

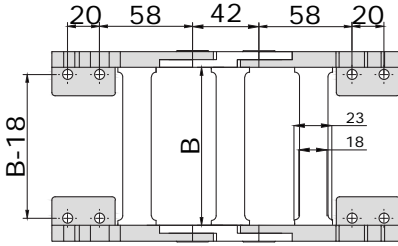




Plastik Ayak Montaj Ölçüleri

Plastic End Bracket Assembly Dimensions

CNC25 P



'B' ölçüsünü ölçü tablosundan bulabilirsiniz.
You will find the 'B' dimension from model table.



Plastik Ayak Bağlantı Şekilleri

Plastic End Bracket Assembly

